

11.13.24

The Whole World in Our Hands Forum Welcome Package

Welcome!

The Blackwood is excited for you to join us at the University of Toronto Mississauga on November 13th for [*The Whole World in Our Hands Forum*](#). In this package, you will find the schedule, as well as venue, wayfinding, and accessibility information for the event. We encourage you to visit the Blackwood website for contributor bios and program descriptions.

If you have any questions, specific accessibility needs, or if there is anything we can do to support your attendance and participation, please do not hesitate to reach out to us by email or phone.

The Blackwood Team

blackwood.gallery@utoronto.ca

(905) 828-3789

University of Toronto Mississauga

Territory of the Mississaugas of the Credit, Seneca, Huron-Wendat

www.blackwoodgallery.ca

Contents

Forum Schedule.....	3
Map, Venue Information, and Accessibility.....	4-6
Getting to UTM: Directions and Parking.....	7-11

Forum Schedule

Doors Open

Deerfield Hall

9:30am

Welcome and Introductions

Rehearsal Hall C, Deerfield Hall room
1065

9:45am

Session 1: Developing a Rapport between Blindness and Sight: Immersive Descriptive Audio and “Rainbow on Mars”

Devon Healey

Rehearsal Hall C, Deerfield Hall room
1065

10–11am

Session 2: A Wall Isn’t Broken Piece by Piece but Rather with a Single Decisive Blow

Nina Leo and Moez Surani

Rehearsal Hall D, Deerfield Hall room
1061

11:15am–12:15pm

Lunch Break*

Catered meal in Deerfield Hall

12:15pm

Session 3: Hybrid Embodiment: Exploring Relationships Between Digital Bodies and Real-World Movement Possibilities

Shay Erlich

Blackwood Gallery, Kaneff Centre
room 140

1:15–2:15pm

Session 4: Heavy Air/Light Water: Gestures Across Deaf and Auditory Cultures

Maryam Hafizirad and Ely Lyonblum

Blackwood Gallery, Kaneff Centre
room 140

2:30–3:30pm

Response and Closing Remarks

Eliza Chandler

Blackwood Gallery, Kaneff Centre
room 140

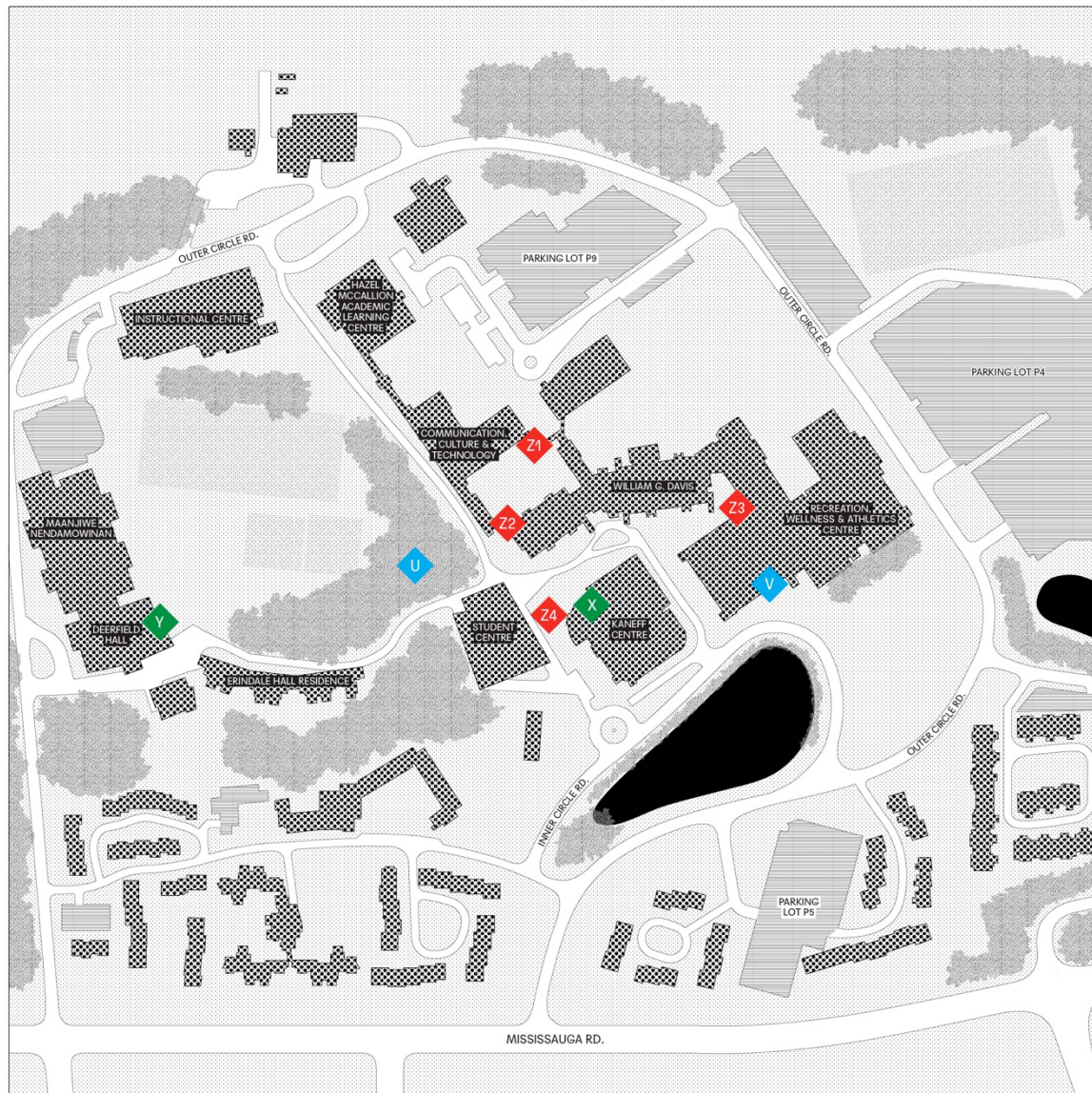
3:30–4pm

All sessions will have ASL interpretation. For session 3, participants should be prepared to explore some light movement activities together.

*Following lunch, the Blackwood’s Work Study students will be offering tailored tours of the exhibition, [*The Whole World in Our Hands*](#), guiding participants between Deerfield Hall and the Kaneff Centre. We welcome you to join them!

Map and Venue Information

The Whole World in Our Hands Forum takes place at sites **X** and **Y** on the map below. See the other sites for artworks included in the exhibition.



- X** Blackwood Gallery, 140 Kaneff Centre
- Y** Deerfield Rehearsal Halls, rooms 1065 and 1061 Deerfield Hall
- U** Darrin Martin, *Steel Tongue Accordion Ears*
- V** Mikhail Karikis, *I Hear You*
- Z1** Abi Palmer, *Abi Palmer Invents the Weather (Rain)*
- Z2** the vacuum cleaner and collaborators, *For They Let In The Light*
- Z3** Yuki Iiyama, *Old Long Stay*
- Z4** Darrin Martin, *Take Breath is Breath (Breathe)*

Deerfield Rehearsal Halls are located on the ground floor of Deerfield Hall (DH). The building is near the south-west corner of campus and is adjoining with the Maanjiwe nendamowinan (MN) Building.

DH features open spaces and windows to facilitate visual communication and navigation. Accessible multi-user gendered washrooms are located at ground level. All entrances to the ground floor are equipped with power-assisted doors. The Rehearsal Halls are accessible to people who use mobility devices, with doorways measuring over 32" wide, and feature sprung floor.

Below is an exterior view of Deerfield Hall. The brown and grey building is distinguished by its modern architectural style with straight lines and edges as well as large windows. A wide paved pathway leads to the main building entrance.



How to access DH Rehearsal Halls? Once you have entered the DH building, the Rehearsal Halls will be straight ahead and on the left. A forum information desk will be set up with members of our team there to greet you and get you checked in.

Blackwood Gallery is located on the ground floor of the Kaneff Centre/Innovation Complex (Kaneff) at the University of Toronto Mississauga. The building is on the south side of campus near Inner Circle Road, adjacent to the campus' main public transit stop and Student Centre. It features open spaces, round sloped corners, and windows to facilitate visual communication and navigation. Accessible multi-user gendered washrooms are located at ground level. The Blackwood Gallery is accessible to people who use mobility devices, with doorways measuring over 32" wide. All entrances to the ground floor are equipped with power-assisted doors.

Below is an exterior view of the north entrance to the the Kaneff Centre / Innovation Complex. The Kaneff Centre's white and teal postmodern architecture is distinguished by a minimal grid façade and connects to the modern architectural style of the Innovation Complex with its sleek lines and big windows. One of the Blackwood's four outdoor lightboxes is mounted on the exterior wall to the right of the north entrance.



Darrin Martin, *Take Breath is Breath (Breathe)* (production still), 2021.
Photo: Toni Hafkenscheid. Installation view, part of the exhibition *The Whole in Our Hands*, September 3, 2024–January 7, 2025.

How to access the Blackwood Gallery? Once you have entered the Kaneff Centre from the north entrance, the Blackwood Gallery will be the first door on the right. If entering from the south entrance, turn right and follow the hallway along the periphery of the central rotunda. The Blackwood Gallery will be on the left as the hallway widens.

Getting to UTM

Via shuttle from University of Toronto St. George Campus

Students with a valid UTM student ID card are eligible to travel free of charge. Non-students must purchase a ticket from the Porter's Desk at Hart House or from the Student Centre at UTM. Tickets are \$7.00 each way. Click [here](#) for the shuttle bus schedule and more information.

Via TTC/MiWay

MiWay buses depart from Kipling subway station for UTM approximately every 10-15 minutes. All Mississauga Transit buses accept payment by cash and Presto card. For exact times and fares, please visit the [MiWay](#) website. On weekdays from 6:30am–8pm, you can take the 101A Dundas Express West via UTM. The ride takes about 45 minutes.

Via GO Train / Bus

The Clarkson GO Train station is the easiest way to access the campus by train. From the station, the 110N MiWay express bus departs regularly for the UTM campus. All Mississauga Transit buses accept payment by cash and Presto card. For routes, schedules and fares, please visit the [GO Transit](#) website. For bus fares and times, please visit the [MiWay](#) website.

By Car

From Toronto, visitors may take the Gardiner Expressway to the Queen Elizabeth Way (QEW) westbound. Exit the highway at Mississauga Road and turn north as indicated by the signs. Continue traveling along Mississauga Road North for approximately 9 minutes. Upon crossing Dundas St., UTM campus is on the righthand side.

Parking

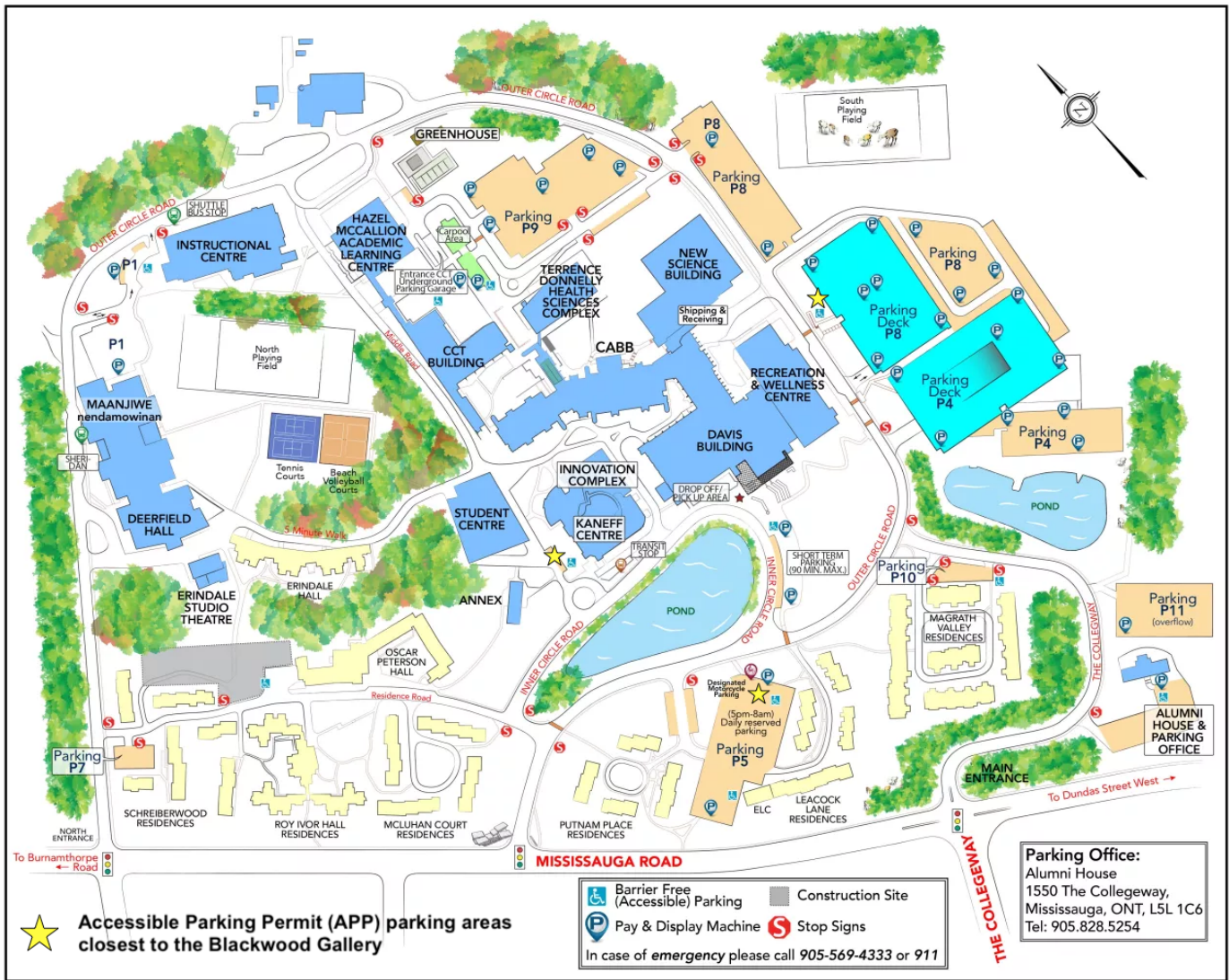
Barrier-free parking spaces are available for those who have an Accessible Parking Permit (APP) and the accessible parking areas closest to gallery are highlighted with yellow stars on the map on the following page. Accessible parking areas closest to the Blackwood Gallery are off Inner Circle Road (90 minute maximum) adjacent to the Kaneff Centre south west entrance and in Parking Deck P8 adjacent to the Recreation & Wellness Centre (RAWC gym) Entrance. For more information on barrier-free parking at UTM, [click here](#).

Accessible Parking

- Location: Available in various lots (P1, P2, P5, P8)
- Designated accessible parking spaces are available in most parking lots for those with valid accessible parking permits.

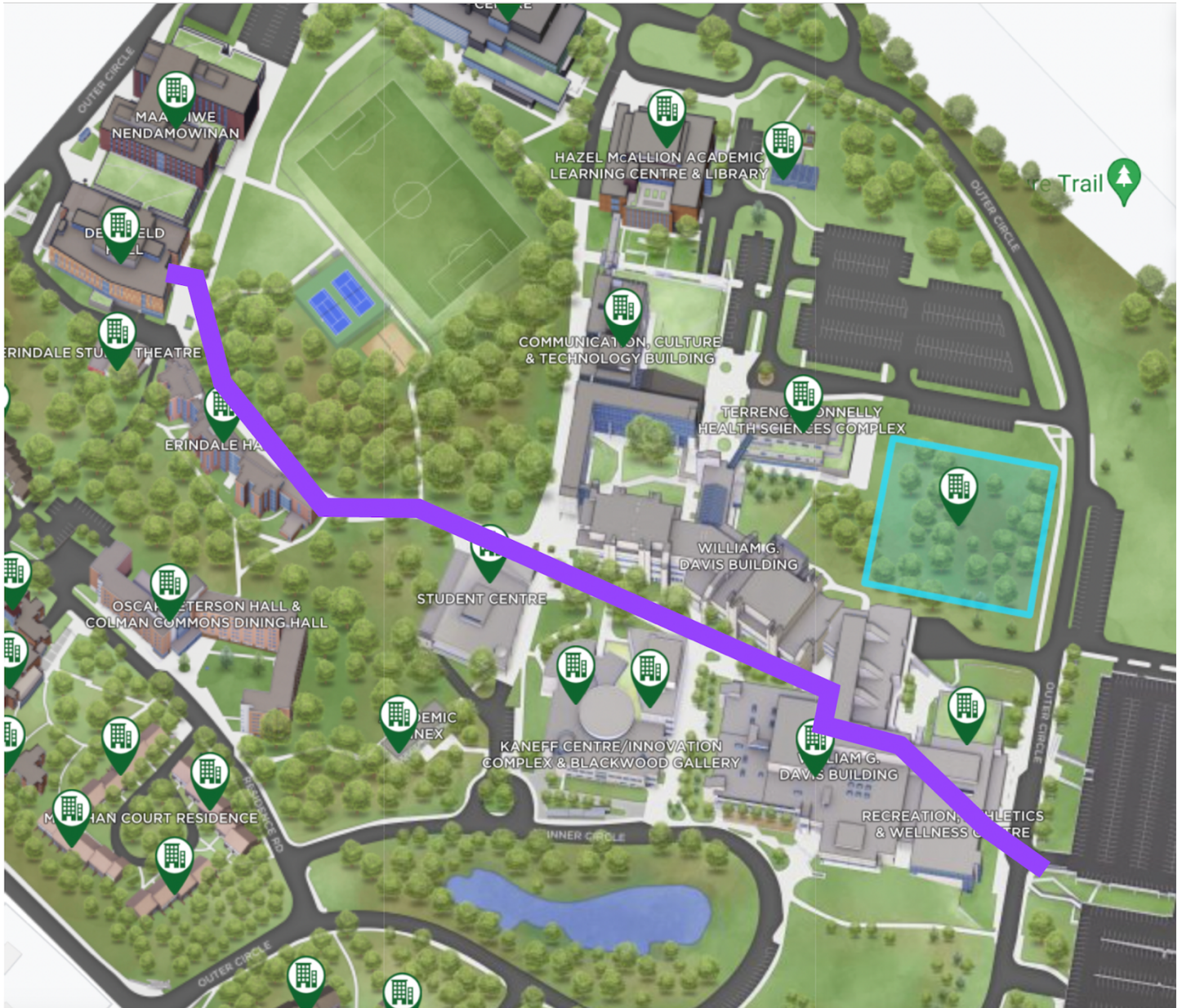
Visitor Parking

- Location: Available in multiple lots (P1, P4, P8, etc.)
- Visitors can park in designated spots within certain lots. Pay-and-display machines or mobile payment options are available for convenience.




Directions from Parking Lots 4 and 8 (P4 and P8)

The map below captures the route from Parking Lots 4 and 8 to the outdoor pathway to Deerfield Hall:



Enter through the Recreation, Athletic & Wellness Centre, and proceed up the stairs immediately inside the doors or pass the stairs inside the RAWC entrance, continuing straight down the hall to the elevator at the end of the hall, no turning is required.

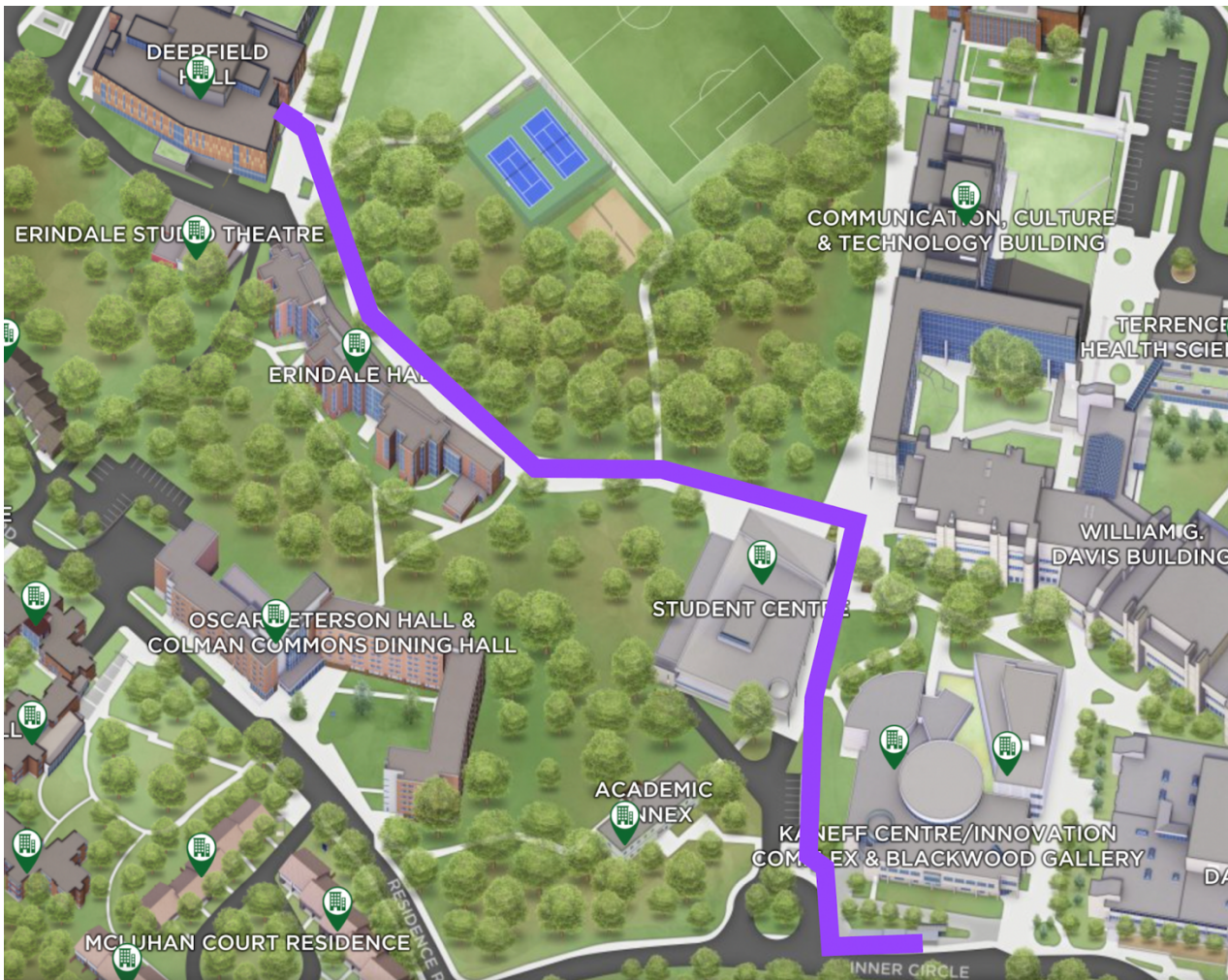


If taking the elevator: Ride the elevator to floor #2. Exit the elevator and turn left and walk straight. Follow the sign for the “Five Minute Walk” and exit out the doors on the left. Follow the pathway, passing the Kaneff Centre. At the pathway’s fork, keep left, going under the Student Centre’s archway. Follow the path, passing by Erindale Hall and Theatre until you arrive at Deerfield Hall on your left.

If taking the stairs: At the top of the staircase, walk past the Food Court/Meeting Place and Tim Horton’s and take the first right. Follow the sign for the “Five Minute Walk” and exit out the doors on the left. Follow the pathway, passing the Kaneff Centre. At the pathway’s fork, keep left, proceeding under the Student Centre’s covered walkway. Follow the path, passing by Erindale Hall and Theatre until you arrive at Deerfield Hall on your left.

Directions from MiWay Transit Stop

The map below captures the route from the public transit stop to Deerfield Hall:



The walking path from the bus stop to DH is highlighted in purple. Travel west on Inner Circle Road and turn right, following the sidewalk along the Kaneff Centre towards the Student Centre. Pass the Student Centre and turn left under the covered walkway. Follow the path, passing by Erindale Hall and Erindale Theatre until you reach Deerfield Hall on the left.

More information on how to access the campus via public transportation can be found on the [UTM Visitors webpage](#).